

**Canopy
Mini Pureline 60 cm
Stainless steel**



EAN 5414425008100

Energy label

▪ Energy Efficiency class (EEIhood)	B
▪ Annual Energy Consumption (kWh/year) (AEChood)	63,4
▪ Fluid Dynamic Efficiency class (FDEhood)	B
▪ Lighting Efficiency class (LEhood)	A
▪ Grease Filtering Efficiency class (GFEhood)	C

Functions & features

▪ Motor	Integrated
▪ Sound absorber	Integrated
▪ Recirculation	Optional
▪ InTouch function	Standard
▪ Auto stop	▪
▪ Delayed switch off (minutes)	10
▪ Grease filter	609014
▪ Number of grease filters	1
▪ Grease filter cleaning indication	▪
▪ Recirculation filter cleaning indication	▪
▪ Control method	Push buttons + Remote control
▪ Number of speeds	3 + power
▪ Automatic Power revert (minutes)	6

Dimensions

▪ Product dimensions (WxDxH) (mm)	560 x 301 x 330
▪ Width flange (mm)	10
▪ Dimensions cut-out opening (WxD) (mm)	545 x 286
▪ Min dimensions cabinet (WxDxH) (mm)	x 600 x
▪ Advised mounting height induction hobs (Hmin-Hmax) (mm)	650 - 750
▪ Advised mounting height gas hobs (Hmin-Hmax) (mm)	650 - 750
▪ Advised mounting height ceramic hobs (Hmin-Hmax) (mm)	600 - 750
▪ Diameter outlet (mm)	150
▪ Position exhaust	Right, Top, Left, Back, Front

Lighting

▪ Functional lighting type	LED
▪ Functional light dimmable	▪
▪ Soft-ON/OFF	▪
▪ Number of functional lights	4
▪ Total energy consumption functional light (W)	8
▪ Color functional light (K)	2700/4000

Airflow and noise level

▪ Free airflow (m³/h)	720
-----------------------	-----

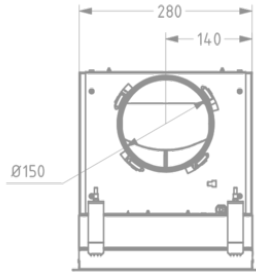
Airflow and noise level

- Airflow (m³/h) measured according to EN 61591
- Sound regulation according to EN 60704-2-13
- Airflow duct out speed 1 (m³/h) / Max pressure duct out speed 1 (Pa) 255 / 437
- Airflow duct out speed 2 (m³/h) / Max pressure duct out speed 2 (Pa) 372 / 488
- Airflow duct out speed 3 (m³/h) / Max pressure duct out speed 3 (Pa) 467 / 519
- Airflow duct out max powerspeed (m³/h) (Qboost) / Max pressure duct out582 / 546
max powerspeed (Pa)
- Sound pressure duct out speed 1 (dB(A)) / Sound power duct out speed 31 / 43
1 (dB(A))
- Sound pressure duct out speed 2 (dB(A)) / Sound power duct out speed 41 / 53
2 (dB(A))
- Sound pressure duct out speed 3 (dB(A)) / Sound power duct out speed 47 / 59
3 (dB(A))
- Sound pressure duct out at max powerspeed (dB(A)) / Sound power duct 51 / 63
out at max powerspeed (dB(A)) (LWAbost)

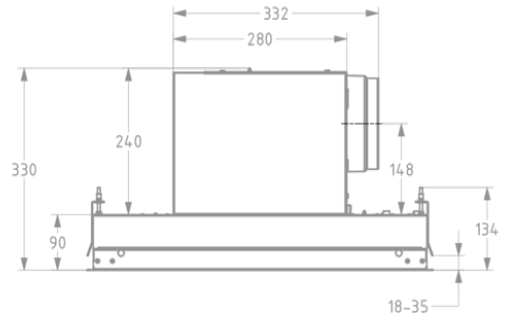
Technical specifications

- | | |
|---|------|
| ▪ Maximum power (W) | 247 |
| ▪ Voltage cooker hood (V) | 230 |
| ▪ Frequency (Hz) | 50 |
| ▪ Power consumption in stand-by-mode (Ps) (W) | 0.25 |
| ▪ Net weight (kg) | 9,8 |
| ▪ Length power supply cable (m) | 1,3 |

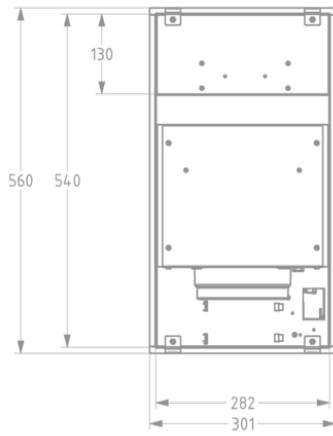
1



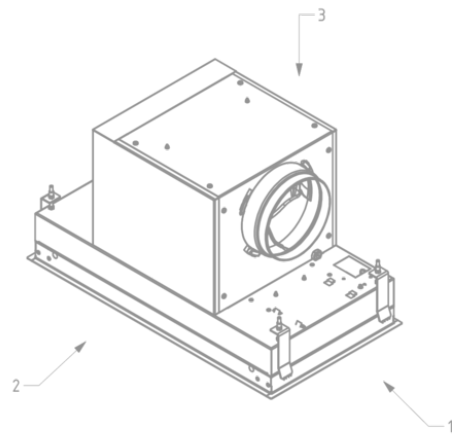
2



3



4



Installation accessories

Dissociated motor

- 800993

Kit to place motor at distance Mini Pureline
810/811/816/820/821/826 =V25

Extension cable

- 7000092

Extension cable 5 m

Accessories


Recirculation kit



811400

Recirculation set Mini Pureline 810, 811 (370x149x20mm)

Recirculation box




841400

recirculation box with monoblock white (270x500mm)



842400

recirculation box with monoblock (270x500mm)



843400

recirculation box with monoblock grey (270x500mm)



7931400

Recirculation box white with monoblock, H140 mm



7932400

Recirculation box with monoblock, H140 mm



7933400

Recirculation box grey with monoblock, H140 mm

Accessories

Control kit



990030

Control kit for external lighting or valve

